

Roswell Inc Annual Report 2018



We are excited to announce the release of our 2018 Annual Report, which provides an overview of the work and impact that our organization has on the community.

“This year’s report is filled with success stories of the work we’ve done together to help foster a robust and healthy economic climate in Roswell,” said Steve Stroud, executive director of Roswell Inc. “We are proud to share this report with the community and look forward to another year ahead.”

[View or Download the Full 2018 Annual Report](#)

□ or take a peek at the highlights
below first □

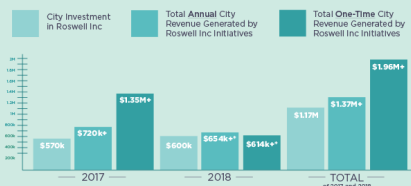
Roswell Inc Report Card 2018



In 2018, Roswell Inc supported 58 business attraction and recruitment projects, 9 retention projects, and 22 expansion projects. Of those, 33 projects closed in 2018. Roswell Inc also supported 54 ribbon cuttings, 17 new opportunity zone certifications, 83 ombudsman engagements and 131 business development meetings.

Through those efforts, Roswell Inc helped create an estimated 1,754 jobs and generate more than \$167 million in total capital investment in Roswell during 2018. This work has generated an estimated \$654,800+ in annual city revenue and \$614,350+ in one-time city revenue.

ECONOMIC DEVELOPMENT PROGRAMS ROI

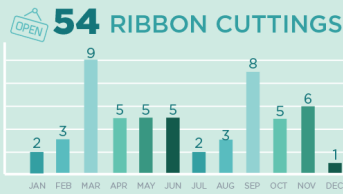


*estimated revenue generated from closed 2018 recruitment, retention and expansion projects. Complete data not available for all projects of this time, including McKesson, Roswell Village, and the boutique hotel and mixed-use project.

Source: City of Roswell, 2019

1,754 — JOBS — CREATED

through Roswell Inc initiatives in 2018 (recruitment, retention and expansion projects)



17 **NEW** OPPORTUNITY ZONE CERTIFICATIONS

131 business development meetings

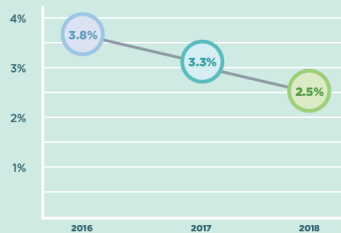
\$167 million

2018 TOTAL CAPITAL INVESTMENT IN ROSWELL



[select companies]

UNEMPLOYMENT RATE



Source: Georgia Department of Labor, 2019

[View or Download the Full 2018 Annual Report](#)