

ROSWELL

Light Industrial

SNAPSHOT

ROSWELL OVERVIEW



97,218
total population



103,496
daytime population

52% of households
earn \$100,000+

median
age **39**

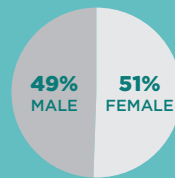
1.05% increase
in population growth
projected from 2020 - 2025



53% 25 - 64
years old



74%
work in
white collar jobs



gender

Educational Attainment



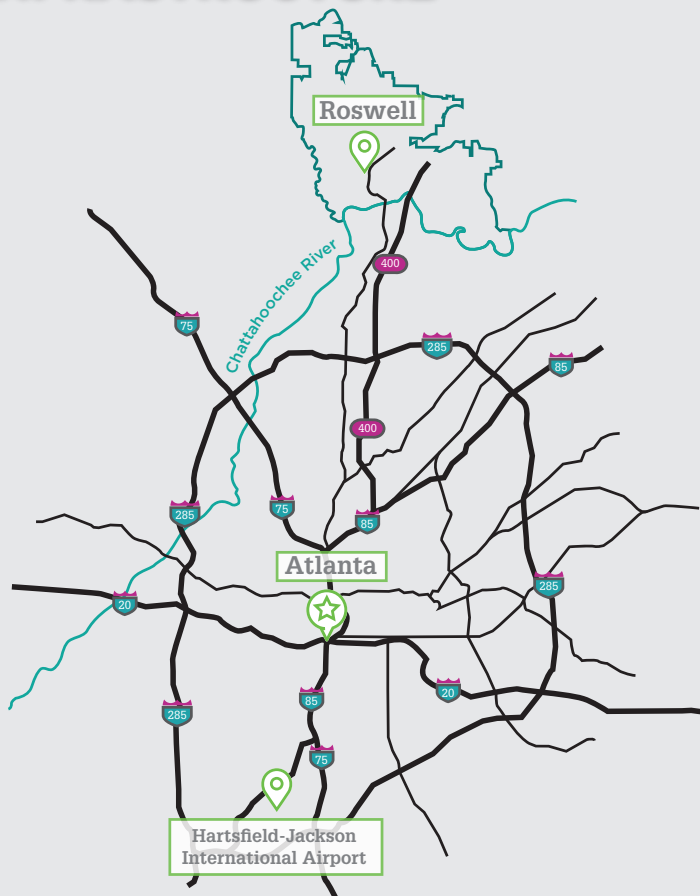
Bachelor's
Degree

Graduate or
Professional
Degree



\$141,700+ USD
average household income

INFRASTRUCTURE



22 Miles
distance from Atlanta



35 Miles
to International Airport



Hartsfield-Jackson International
World's Busiest Airport



#1 Port of Savannah

Largest & Fastest Growing
Container Terminal in the U.S.



2 Cargo Ports

within less than 350 miles

Port of Savannah

Port of Brunswick

LIGHT INDUSTRIAL OVERVIEW

2.4 MILLION SF
total industrial space



\$9.69 MARKET
RENT PSF

61 light industrial
properties in Roswell



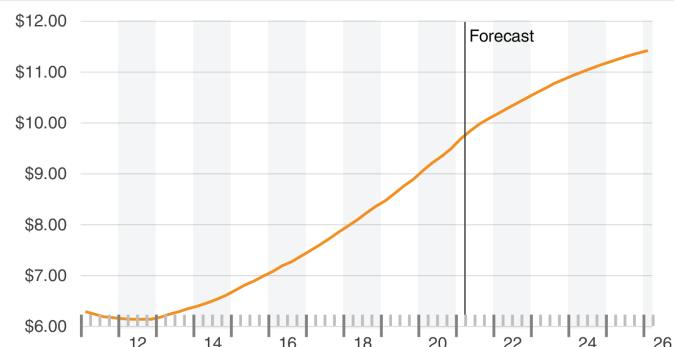
124,000 SF
available industrial space



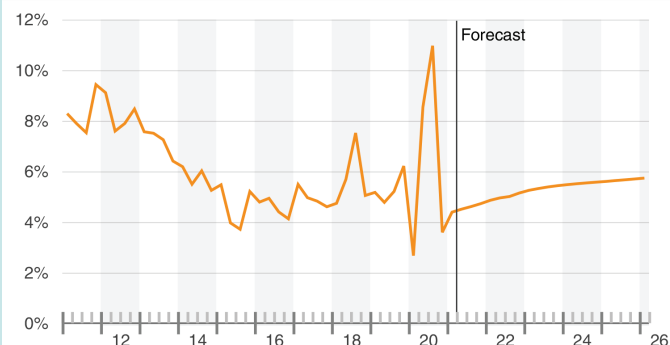
4.4%
VACANCY
RATE

40% of North Fulton
County inventory
is located in Roswell

Market Rent Per SF



Vacancy Rate



KEY BUSINESSES

Accu-Tech®



BencoDental™

PERFECTION IN AUTOMATION
A MEMBER OF THE ABB GROUP



BLENDED
Family
FINE LIQUEURS

Boston
Scientific

docufree®

EDGE
BUSINESS SYSTEMS

GreyOrange

GSYUASA
Creating the Future of Energy



Johnson
Controls

kamstrup

Kimberly-Clark

THRIVE
FARMERS.



UNITED REFRIGERATION INC.
We have all of your solutions down *cold!*

xfinity

ROSWELL [Inc]

Learn more at roswellinc.org

Source: 2020 Esri provided by Georgia Power, 2015 US Census Bureau